



ONLINE LANGUAGE SUPPORT

OLS nyelvi teszt kitöltési útmutató

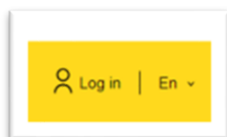
1. Regisztrálj az OLS platformjára

A platformot az **alábbi linkre kattintva** érheted el:

<https://academy.europa.eu/local/euacademy/pages/course/community-overview.php?title=learn-a-new-language>

The screenshot shows the 'Learn a New Language' page on the OLS platform. At the top, there is a yellow navigation bar with the 'eu|academy' logo, a search bar, and a 'Log in | En' button circled in red. Below the navigation bar, the page title 'Learn a New Language' is displayed with a '18851 members' badge. A 'Community description' section explains the platform's purpose. A 'Target audience' section lists 'Erasmus+ and European Solidarity Corps participants'. An 'Objectives' section states 'Embark on your online language learning journey with OLS!'. On the right, there is a 'WELCOME TO OLS' banner with a 'Join community' button and a 'Tags' section with buttons for 'e-learning', 'tag_0183', 'oa', 'language', 'placement test', and 'online language support'.

Első lépésként kattints a **Log in** (bejelentkezés) gombra.



Következő lépésként kattints a **„create an account”** gombra.

The screenshot shows the 'Sign in to continue' page. At the top, it says 'EU Academy requires you to authenticate'. Below this is a form with the title 'Sign in to continue'. The form has a text input field labeled 'Enter your e-mail address or unique identifier'. Below the input field, there is a blue 'Next >' button and a blue link 'Create an account' circled in red. Below the input field, there is an 'Or' separator. At the bottom, there are four social media login options: 'Sign in with your eID' (with a globe icon), 'Sign in with Facebook' (with the Facebook 'f' icon), 'Sign in with Twitter' (with the Twitter bird icon), and 'Sign in with Google' (with the Google 'G' icon).



ONLINE LANGUAGE SUPPORT

Ezt követően add meg a regisztrációhoz szükséges adataidat, majd kattints újra a „*create an account*” gombra.

Create an account

[Help for external users](#)

First name

Last name

E-mail

Confirm e-mail

E-mail language

By checking this box, you acknowledge that you have read and understood the [privacy statement](#)

Az adataid megadása után kapni fogsz egy regisztrációt **megerősítő linket** az általad megadott e-mail címre, amelyet arra kattintva aktiválhatsz a választott **jelszavad megadásával**.

To create your password, follow the link below:

[this link](#)

You have a maximum of 24 hr, starting from the time that this message was sent, to create your password, but you are encouraged to do so immediately if possible. After this time, you can make another request by following the same link: you will then need to re-enter your username and confirm your request.

Kész is vagy a regisztrációval! Jöhet a teszt!



ONLINE LANGUAGE SUPPORT

2. Lépj be az OLS oldalára

A regisztrációt követően az **alábbi linkre kattintva** érhető el a nyelvi teszt:

<https://academy.europa.eu/courses/learn-the-basics-of-22-languages-with-the-online-language-support/view>

The screenshot shows a user's dashboard. At the top, it says 'My dashboard' with a filter set to 'All'. Below this, there are several sections: 'Personalized learning' which contains an 'Assessment' card for 'English Placement Test' (circled in red) and a 'Content based on the assessment' card for 'My English Course B2'. To the right, there are sections for 'Upcoming events' (no events), 'My files' (no files), and 'My achievements' (listing 'English Placement Test Certificate').

Ha üres a *my dashboard* felületed, kérlek írd be a fenti keresőbe, hogy „*English placement Test*”, így megjelenik teszt. (ha kidobott az oldal, akkor jelentkezz be újra és frissítsd a linket)

3. Indítsd el a nyelvi tesztet

The screenshot shows the 'English Placement Test' page. At the top, it says 'English Placement Test' with a filter set to 'Less than an hour' and 'Novice'. Below this, there is a 'Start assessment' button (circled in red). The page includes sections for 'Assessment details', 'Target audience' (Erasmus+ European Solidarity Corps), and 'Offered by' (European Commission). There is also a 'Tags' section with a woman thinking and a document icon.



Kattints a „*start assessment*” gombra.



ONLINE LANGUAGE SUPPORT

Start your English Placement Test Now!

Mark as done

The test takes between **10 - 45 minutes** depending on your level.

During the placement test, you can end the test at any time and your results will be taken into account.

To end the test, simply click the **"Finish attempt"** button.

55 questions

Grading method: Highest grade

Summary of your previous attempts

Attempt	State	Review
1	Finished Submitted Tuesday, 10 October 2023, 12:10 PM	Review

-attempt quiz

Kattints az **„attempt quiz”** gombra.

4. Töltsd ki a nyelvi tesztet

Question 41

Not yet answered

Marked out of 1.00

Flag question

Complete the sentence: "_____ we appreciated their efforts _____ the teething problems."

Select one:

- On the whole / because of
- After all / regardless of
- After all / in spite of
- On the whole / in spite of

Question 42

Not yet answered

Marked out of 1.00

Flag question

"The meetings go on forever and nobody agrees with anybody. Arguments start and nothing is resolved."

Select one:

- It simply isn't worth to get involved."
- It's simply not worth to involve oneself."
- It's simply not worth getting involved."
- It's simply not worth to get involved."

Quiz navigation

1	2	3	4	5	6	7
8	9	10	11	12	13	14
15	16	17	18	19	20	21
22	23	24	25	26	27	28
29	30	31	32	33	34	35
36	37	38	39	40	41	42
43	44	45	46	47	48	49
50	51	52	53	54	55	

Finish attempt ...

A teszt feleletválasztós, 55 kérdésből áll. Amikor a végére értél kattints a **„finish attempt”** gombra.

FINISH ATTEMPT ...

Ezt követően végig nézheted a válaszaidat, ha az ellenőrzés végére értél, kattints a **„finish review”** gombra.

Finish review



ONLINE LANGUAGE SUPPORT

5. Mentsd le a nyelvi teszted eredményét

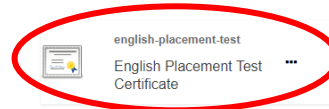
English Placement Test



**Congratulations,
Your result: B2**

Based on your result, you will be granted access to "My English Course B2".

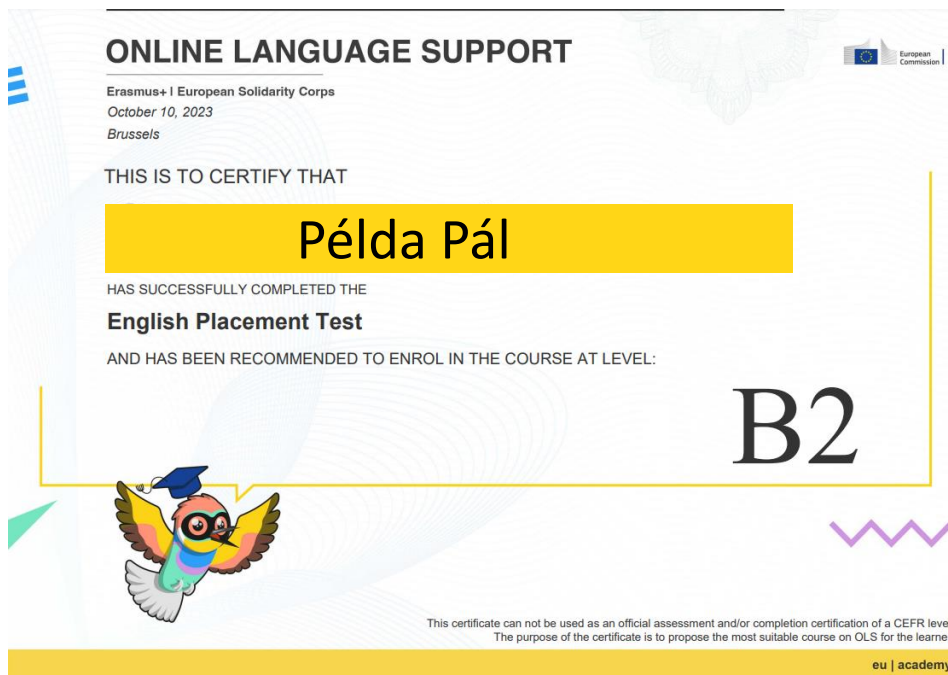
[Go to dashboard](#) [Retake assessment](#)



Tip: You can find this certificate on your dashboard in the section "My achievements".

A teszt sikeres kitöltése után megkapod a szintfelmérő eredményét és az igazolást.

Ezt a „[Placement Test Certificate](#)” gombra kattintva töltheted le.



Gratulálok!

KÉSZEN VAGY!

Ezt követően kérek küld meg az eredményed a kari erasmus koordinátorodnak vagy a nemzetközi irodának. (erasmus@pte.hu)